



In Touch

North Bucks Branch . www.northbucksbranch.org.uk .

November 2016

Editorial

Hello and a warm welcome to the November edition of In Touch.

A warm thank you to all who have taken the time to offer contributions to In Touch, without which this would be a much thinner publication.

The branch AGM will be in March 2017, so now is the time to start pondering what contribution you might be able to offer the administration of our branch. Officers are elected every year, and not all will be able stand again, so new faces are needed and welcome to become part of the running of our branch.

Your input is vital to the continuation of ringing locally, and so please do consider the roles we have. If you have any questions, those carrying out those roles will be able to answer them fully.

Lastly, as the next edition will not be until February/March 2017, it remains for me to wish all readers a Merry Christmas, and a Happy New Year.

Please read on and enjoy...

*Phillip Starr
Editor - In Touch*

Dates for your diary...

Date	Time	Event	Location
Sat 26 Nov 2016	10:00 to 14:00	Guild 10 bell Striking Competition	Banbury
Mon 28 Nov 2016	19:30 to 21:00	8/10 bell Practice	Olney
Fri 2 Dec 2016	19:40 to 21:00	Doubles, Plain Hunt and Call Changes Practice	Whaddon
Sat 10 Dec 2016	15:30 to 18:00	Branch Practice and Christmas Social	Woughton
Fri 6 Jan 2017	19:40 to 21:00	Doubles, Plain Hunt and Call Changes Practice	Whaddon
Sat 21 Jan 2017	16:00 to 17:30	Branch Practice	TBC
Fri 3 Feb 2017	19:40 to 21:00	Doubles, Plain Hunt and Call Changes Practice	Whaddon
Sat 18 Feb 2017	16:00 to 17:30	Branch Practice	Stowe
Mon 27 Feb 2017	19:30 to 21:00	8/10 bell Practice	Olney
Fri 3 Mar 2017	16:00 to 17:30	Doubles, Plain Hunt and Call Changes Practice	Whaddon
Sat 4 Mar 2017	TBC	Branch AGM and Annual Dinner	Weston Underwood

Next edition...

Please ensure that you send all submissions to newslettereditor@northbucksbranch.org.uk no later than **Friday 3rd of February 2017** to be included in the next In Touch. Don't be afraid to send them in well before this date, my email account has plenty of space!

Whilst endeavours will be made to send out reminders, your support in keeping to this deadline is appreciated.

Joint practice, BBQ and Striking Competition on Saturday 16 July

It was a perfect day for a barbecue - over 40 people sat outside in the sunshine at The Cross and Stable in Downs Barn.

As well as hosting the joint practice, barbecue and striking competition, it was also an opportunity to reach out to the wider community to show them what bell ringing is all about. To this end a number of Explorer Scouts from St Andrews at Great Linford, together with their leaders Stuart and Kim, came to Downs Barn for the afternoon. All the Scouts had an opportunity to try ringing on the bells, and they all seemed to enjoy themselves. It may, or may not, generate some new recruits to local bell towers, but it definitely gave them some insight into bellringing.



The Scouts did an admirable job serving us with endless cups of tea and coffee, as well as cooking and serving the BBQ, and were great waiters at the tables persuading us all to eat as much as possible. A huge thank you must be given to them all for making the afternoon run so smoothly.



Unfortunately, Towcester won all three categories in the striking competition – we will have to try harder next year!

Hilary and Gary Reading

2017 Guild Subscriptions

At the Branch meeting on the 17th September, members discussed raising funds for the new Branch Bell Fund by increasing the level of the membership subscription, commencing in January 2017.

It was proposed and agreed by members that there would be a £7.00 levy on the Adult Guild Subscription from 2017 (making £15 in total), with the proviso that it is capped for two years, i.e. the Branch will keep the Adult rate at £15.00 for 2017 and 2018 even if the Guild increase their subscription rates. The table below sets out the figures and how your £15 will be used.

	Subs	Guild	Branch running costs	Branch Bell Fund
Old Adult subscription	£8.00	£5.00	£3.00	£0.00
New Adult subscription	£15.00	£5.00	£3.00	£7.00
Junior subscription	£6.00	£5.00	£1.00	£0.00

*Sheila Watts
Branch Treasurer*

Lead Theft - St. Mary's Whaddon

On the night of the 23rd of October, St. Marys Whaddon was subjected the theft of ten tons of roof lead. Having cut the cables too, and discarded the security lights, the thieves removed the lead with hand tools.

Sadly, if unsurprisingly, there were no witnesses to the crime.

The total cost to repair the damage and replace the lead is estimated at £35,000. With the insurance unlikely to cover more than a third of this total, the PCC will be looking at what can be done to make good the shortfall.

Phillip Starr

Are we mind readers...?

I have spent 13 years training adults on how to present and train other children and adults. I ring with ringers from 3 different guilds, but I am shocked at the way some people are taught to ring, especially when learning call changes and starter methods. Some ringers when teaching new people must think they are mind readers.

I was recently in a tower with ringers who could only ring rounds. The person in charge said we will ring call changes. They were told 4 and 5 would change, then 2 and 3. They began ringing rounds, the 4 and 5 was called to move, the 5 did not know who to follow, the 6 still followed the 5, and the treble rang after the 6, so got faster. In the end everyone was lost. They then decided to try again and this time the person in charge said I will change the 2 and 3. At the change the 4 still followed 3 then came 5 and 6, the 2 was trying to follow 3, and the treble got faster again and everyone got lost again. Tea break was called, while having tea someone asked why this is so hard it's like a minefield. I told this person if you are ringing 4 look at who the 3 is following when they call 3 to 4 you follow the bell the 3 was following. The comment was that's easy why were we not told this, the person must think we are mind readers.

On a visit to another tower the captain called for grandsire doubles and told the learner to ring, they said they could only ring a plain course. The tower captain said when I make a call just double dodge in 4/5 down. They started to ring and the he made the call the learner double dodged in 4/5 and then got lost because he was not told what to do after the double dodge.

If like me you were lucky to ring in the 60s and 70s there were enough ringers to stand behind you and advise you. We are not that lucky now.

We must remember that everyone is an individual and they will learn at their own speed, and have different ways of learning. What is easy to you may be very hard for them, as we have been ringing much longer. We do need new ringers and really need to explain to people in more detail about the movement of a bell in change ringing.

Mick Nimmo

Maids Moreton Outing

The Maids Moreton band with its new recruits continues to develop and the time felt right for them to be introduced to the joys of a ringing outing.

As with the best outings the day was centred around a good pub – The Bell at Adderbury – which serves Hook Norton beer and we were able to book to have the restaurant to ourselves, enjoying large portions of pub grub. Unfortunately, it being a pub, we had to drag Bob Christopher out for afternoon ringing after he had bought “just one more glass of red wine” as we were leaving.



In all, we rang at three towers: Bodicote, Tadmerton and Wigginton, which are all just south of Banbury. They are all easy rings which would be perfect for anyone who is thinking of organising an outing for other new ringers. We had friends joining us throughout the day and we had 21 people ringing at the second and third towers including seven of our new ringers. We rang mainly rounds and call changes with the odd touch of something more complicated for the more experienced ringers. Despite our reassurances the new ringers were nervous at first, but it was lovely to see them relax into ringing bells that were all so easy-going. The day was summed up by Ann afterwards “I really enjoyed the newcomers’ pleasure in things that have delighted us for years, the architecture, the novel access arrangements, the pub, being together and trying out some other bells.”

The day was rounded off with Maids Moreton entering two teams to the fish and chip supper and quiz night run by the Towcester Branch at Whittlebury. We got a creditable second and sixth place – just missing out on first prize and the wooden spoon.

Thanks to everyone who came along and helped out on the outing, to those who recommended the towers and the pub and particularly to our new ringers who were game to try something new and really enjoyed themselves.

Lesley Belcher



Our congratulations to Linda Maycroft, who recently passed the ART module 2 accreditation.

Now onto module 1!

Phillip Starr

Michael W Lowndes - In Memory

Mike was best summed up by his brother at his funeral in August. "Michael didn't have interests, he had passions."

He was introduced to ringing at St Chad's Birmingham in 1978 where the combination of Bach on the organ and Stedman on the bells stirred his interest. Ringing on Sunday mornings at St Chad's in between services, and the organ is unavoidable on the way to the ringing room. I have a similar memory from a Birmingham University dinner day weekend from the previous year. As a result, Mike learned to ring at Harborne under the skilful guidance of Frances Dodds. Mike would continue to heap praise on Frances for the rest of his life for her patience and attention to detail, with good reason as Mike rang his first peal in October 1979. That this was a peal of Stedman Triples is an indication that Mike always fully immersed himself in anything that interested him. By 1980, he had been elected a member of the ASCY, another impressive milestone that Mike was justly proud of.

Arriving in Newport in the 1980's, Mike initially gravitated towards the Bedford area, where the higher standard of ringing attracted quite a few of us over the border. A strong MUG contingent in the Newport band persuaded him to become a "posthumous" MUG as he wasn't a ringer when at Manchester. The main selling point of this was that it wasn't going to cost him anything. The band never had the numbers for a MUG peal but Mike added hugely to the capability of the band and also encouraged new ringers.

Mike was also a gifted musician and was particularly a Cellist. He was a member of the Bedford Sinfonia, membership of which is, according to their web site, by invitation. So he was widely respected among musician friends in this area as well as ringers. There is something of a trend here. Another trend was that he would happily play at the other end of the scale and it was not unusual to find Mike playing some random instrument in one of the pubs in Newport. As it was in ringing, although Mike rang with the best and at many of the most notable towers, he also enjoyed having fun on some barely ringable threes, especially if there was a pub after.

In the real world, Mike's skills in electronics and software kept him just about gainfully employed until his later years. It seemed like everything had come together when these and his musician's knowledge came together in the development of the "Strikometer" with the St Martin's Guild ringers. This project looks like maintaining its momentum as participants continue to get to grips with many of the fascinating issues that Mike has carefully explained to us in the pub.



A photo of Michael enjoying another of his passions in 1986

He rang 77 peals, 33 on 12, and conducted three. Of these, a few were frequently related in the pub: his first (Stedman Triples - an impressive start), two "silent and non-conducted" peals and the 4½ hour peal of Stedman Triples at Newport in 1988.

Mike's funeral was well attended and it was good for his family to get an idea of how highly Mike was regarded among ringers in North Bucks and Birmingham, musicians, colleagues and friends in Newport. As well as a number of fascinating accounts by friends and family, the congregation were treated to a beautifully played Cello piece and a course of Grandsire Triples on Handbells by the Birmingham ringers. Then, following a short session of ringing at Newport - Stedman Triples of course, all adjourned to the King's Arms as was appropriate.

*Doug Hird
North Bucks Branch Archivist
Tower Captain - SS Peter & Paul, Newport Pagnell*

Evensong Ringing - All Saints, Calverton

Every other Sunday, Evensong is rung at Calverton. The ringing starts around 17:15, (or 5:15PM!) and all are welcome to attend and ring; what is rung is dependent upon those who attend, so do not worry about the standard you feel you have reached.

The next ringing is on the 20th of November, then again on 3rd of December.

Please come along and enjoy this pleasant ring of six!

Hanslope Tower

Fund raising continues for our Bell Restoration Project. In October we had a very successful event, Tune in for Tea, with singing by Hart and Soul Choir from Hartwell whilst also enjoying tea and cakes. The event raised a magnificent total of £700.00

Our next fund raiser is a concert by MK Brass and Hanslope School Choir on 12th November.

Our two young learners continue to make good progress and we now have another adult lady who has just started to learn. We are fortunate to have quite a few regular visitors to our practice nights but on Sundays there are not always enough of us available to be able to ring all eight bells. Therefore, we do need to recruit some more ringers to increase our numbers and ensure that bell ringing will continue at Hanslope in the years to come. With this in mind, we are holding an Open Morning on 4th February 2017 to try and attract prospective new ringers or any lapsed ringers, of which we know there are a few in the village. We plan to deliver a flyer to every house asking anyone who is interested to come along and find out a bit more about bell ringing and what it entails; and then to come up and watch us ring and maybe even have a go at ringing.

Sheila Blenkhorn

How about a touch of Single Court ...

... or Double Court, Single Oxford, Double Oxford? These were the four methods – once widely practised but now rarely rung - featured in the Plain Minor Methods course held at Olney on Saturday 15th September. With only 2 hours available for each session, most of the ringing on that occasion was necessarily in plain courses. Those methods can, of course, be rung as longer touches or complete extents, if bobs and singles have been learned and are called at appropriate lead ends. These notes are offered to bands who might like to add some or all of the methods to their ringing repertoire, but need more information before venturing beyond the plain course.

Although the methods share certain key structural features, they nevertheless differ enough for them all to be assigned to separate composition classes (respectively L, M, H and K). Each requires specific treatment, differing in every case from that which works with Plain Bob (class G). Let us start from there, though, and deal with the differences later.

In the plain course of Bob Minor there are five lead ends at which a bob or single might be called. Of particular significance to the conductor are ...

- the 1st ("Wrong") where a call (bob or single) would not affect the tenor (but would affect the 5th)
- the 3rd ("Before") where a **bob** would affect both 5 and 6, but keep them adjacent in the coursing order (N.B a single would not!)
- the 5th ("Home") where the call (bob or single) would affect neither 5 nor 6

All other "regular" Minor methods possess leads with these properties, though they may be known by different names and occur at different points in the plain course – see table below.

METHOD	CHARACTERISTIC OF CALL					
	Neither 5 nor 6 affected		6 not affected (but 5 would be)		5 and 6 both affected by a bob, but continue coursing together	
	Call named...	at which lead end	Call named...	at which lead end	Call named ...	at which lead end
PLAIN BOB	Home	5 th	Wrong	1 st	Before	3 rd
SINGLE COURT	Before	2 nd	In	3 rd	Home	4 th
DOUBLE COURT	Before	1 st	In	4 th	Home	2 nd
SINGLE OXFORD	Home	5 th	Wrong	3 rd	Before	4 th
DOUBLE OXFORD	Home	5 th	Wrong	4 th	Before	2 nd

Calls may also be made at other lead-ends, but for simplicity we shall stick to touches and extents that do not use any of these.

Continues overleaf...

What happens when a call is made?

Single and Double Court have 6ths place made at the treble's (plain) lead, and bobs affect the bells in places 4-5-6. Single and Double Oxford have 2nds made there, and bobs affect the bells in places 2-3-4. Singles affect only two bells – those in 4-5 and 3-4 respectively

Method	Changes around the first lead-end when this is ...		
	... plain	... bobbed	... singled
Single Court	516342 153624 <u>135264</u> 312546	516342 153624 <u>135642</u> 316524	516342 153624 <u>135624</u> 316542
Double Court	614523 <u>165432</u> <u>156342</u> 513624	614523 <u>165432</u> <u>156423</u> 514632	614523 <u>165432</u> <u>156432</u> 514623
Single Oxford	516342 153624 <u>156342</u> 513624	516342 153624 <u>135642</u> 316524	516342 153624 <u>153642</u> 516324
Double Oxford	412635 <u>146253</u> <u>142635</u> 416253	412635 <u>146253</u> <u>164235</u> 612453	412635 <u>146253</u> <u>146235</u> 412653

When exactly should a call be made?

Assuming that one already knows which *lead* of the course is to be bobbed or singled the answer is the same for all these methods: as the treble-ringer begins her/his pull at backstroke before leading. At this moment, though, the observation bell (usually the tenor) may be either hunting, dodging or place-making, depending on which lead of which method is being rung. This should be resolved by studying a printout of the appropriate plain course.

Short touches using only the calling-positions mentioned above.

Number of changes	Single Court	Double Court	Single Oxford	Double Oxford
24		<u>B H I</u> - -		
48	<u>B I H</u> - -	<u>B H I</u> S - S -		<u>B W H</u> - -
72		<u>B H I</u> - - -		
96	<u>B I H</u> S - S -			<u>B W H</u> - - S S
120	<u>B I H</u> - - - -	<u>B H I</u> - - - -	<u>W B H</u> - - - - or <u>W B H</u> S S	<u>B W H</u> - - - - or <u>B W H</u> S S
144	<u>B I H</u> - -			<u>B W H</u> - -

Continues overleaf...

And finally some extents

Number of changes	Single Court	Double Court	Single Oxford	Double Oxford
180	$\begin{array}{c} \underline{B \ I \ H} \\ - \\ - \end{array}$	$\begin{array}{c} \underline{B \ H \ I} \\ - \\ - \end{array}$	$\begin{array}{c} \underline{W \ B \ H} \\ - \\ - \end{array}$	$\begin{array}{c} \underline{B \ W \ H} \\ - \\ - \end{array}$
720	<div style="text-align: center;"> $\begin{array}{c} \underline{B \ I \ H} \\ - \\ - \end{array}$ </div> <p style="text-align: center;">Repeated five times, adding singles B in the first course of 3rd and 6th parts.</p> <p style="text-align: center;">or</p> <div style="text-align: center;"> $\begin{array}{c} \underline{B \ I \ H} \\ - \ S \\ S \end{array}$ </div> <p style="text-align: center;">Repeated five times, substituting singles for bobs B in the first course of 3rd and 6th parts.</p>	<div style="text-align: center;"> $\begin{array}{c} \underline{B \ H \ I} \\ - \\ - \end{array}$ </div> <p style="text-align: center;">Repeated five times, adding singles B in the first course of 3rd and 6th parts.</p> <p style="text-align: center;">or</p> <div style="text-align: center;"> $\begin{array}{c} \underline{B \ H \ I} \\ - \ S \\ S \end{array}$ </div> <p style="text-align: center;">Repeated five times, substituting singles for bobs B in the first course of 3rd and 6th parts.</p>	<div style="text-align: center;"> $\begin{array}{c} \underline{W \ B \ H} \\ - \\ - \end{array}$ </div> <p style="text-align: center;">Repeated five times, adding singles H at end of 3rd and 6th parts.</p> <p style="text-align: center;">or</p> <div style="text-align: center;"> $\begin{array}{c} \underline{W \ B \ H} \\ S \ - \\ S \end{array}$ </div> <p style="text-align: center;">Repeated five times, substituting singles for bobs H at end of 3rd and 6th parts.</p>	<div style="text-align: center;"> $\begin{array}{c} \underline{B \ W \ H} \\ - \\ - \end{array}$ </div> <p style="text-align: center;">Repeated five times, adding singles H at end of 3rd and 6th parts.</p> <p style="text-align: center;">or</p> <div style="text-align: center;"> $\begin{array}{c} \underline{B \ W \ H} \\ S \ - \\ S \end{array}$ </div> <p style="text-align: center;">Repeated five times, substituting singles for bobs H at end of 3rd and 6th parts.</p>

Branch Workshop

Double Court

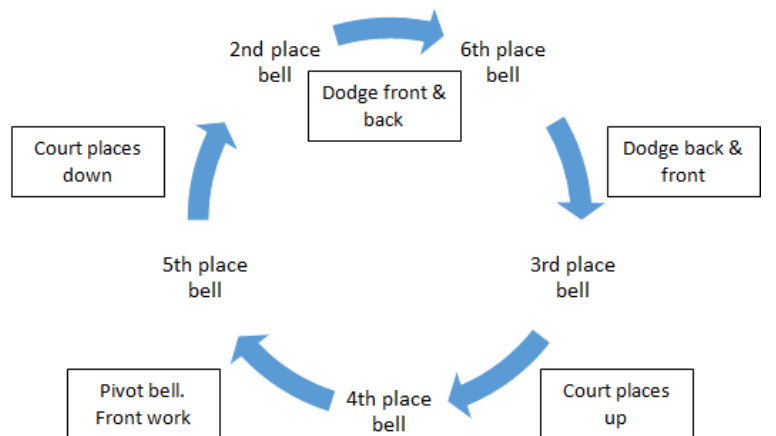
Structure

The bell which is being coursed by the treble as it leaves the front makes court places in 3-4 up (i.e. it makes 4th then 3rd then carries on going up) and then courses the treble to the back. The bell which is being coursed by the treble from the back makes court places in 3-4 down (i.e. 3rd then 4th then down) and courses the treble down. While the court place is being made in 3rd the bells in 1-2 dodge, while the court place is being made in 4th the bells in 5-6 dodge.

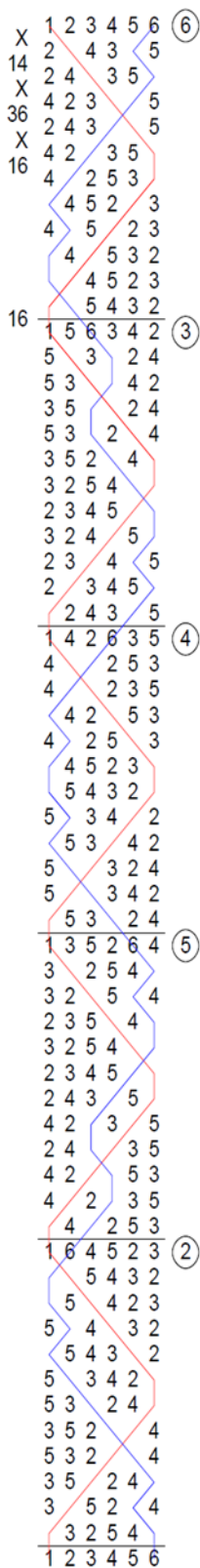
In practice this means that the working bells plain hunt, dodging up and down at the front and the back, except with the treble.

If a bell is turned by the treble at the front that bell makes 4th then 3rd on the way up and then it turns the treble at the back. If it is turned by the treble at the back then it makes 3rd then 4th on the way down and then turns the treble at the front.

A bell which leaves the front or back with a dodge will dodge when it gets to the other end. If it leaves the front or the back without a dodge it will make court places and then not dodge when it gets to the other end. This can be remembered as "dodge to dodge - place to place".



Continues overleaf...



⑥ Ringing by the treble

This method is not one where it is helpful to think about your work by the position in which you pass the treble going up. You need to recognise when you are coursing the treble or the treble is coursing you and to adjust your work accordingly.

What to do at a bob?

Instead of ...	You will ...	Work next time ...
Dodging 3-4 up:	Make the bob – becoming 4 th place bell.	Return to lead, dodge lead dodge.
Dodging 5-6 down:	Triple dodge in 5-6 down - becoming 6 th place bell.	Hunt down to dodge and lead.
Dodging 5-6 up:	Triple dodge in 5-6 up - becoming 5 th place bell.	Lie and hunt down to court places.

Note that 2nd and 3rd place bells are unaffected. The work done at the bob is exactly the same as Double Oxford.

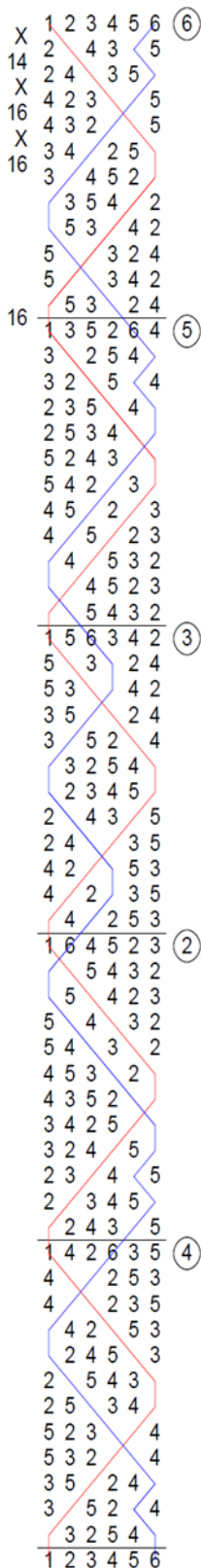
④ What to do at a single?

Instead of ...	You will ...	Work next time ...
Dodging 3-4 up:	Make the bob – becoming 4 th place bell.	Return to lead, dodge lead dodge.
Dodging 5-6 down:	Make 5 th (two blows over the same bell) then dodge in 5-6 down - becoming 5 th place bell.	Lie and hunt down to court places.
Dodging 5-6 up:	Lie and dodge 5-6 down – becoming 6 th place bell. Unaffected	Unaffected.

Note that 2nd and 3rd place bells are unaffected.

Lesley Belcher

Single Court



Structure

Single Court is the 6th place version of Single Oxford. As a "Single" method you always ring plain hunt below the treble.

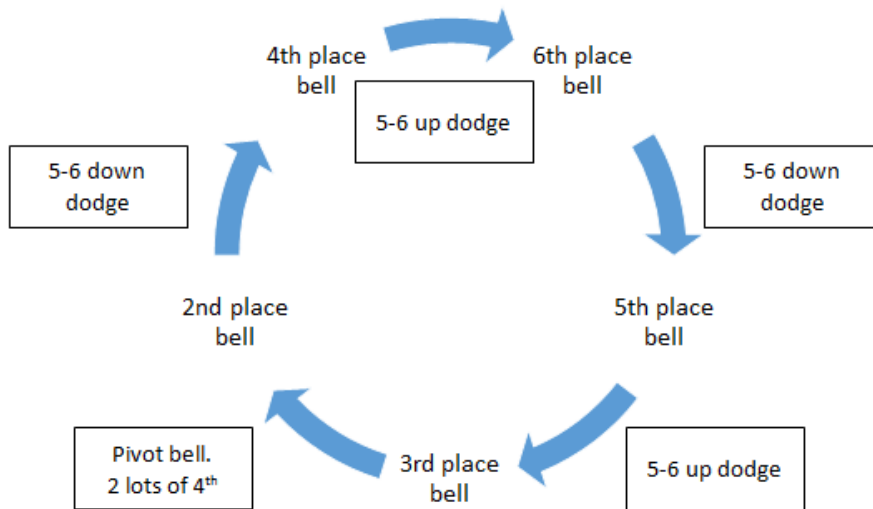
The bell which is being coursed by the treble as it leaves the front makes 4th and back to the front and then out to 4th again and then courses the treble down to the front. While 4th place is being made the bells in 5-6 dodge. Otherwise the working bells plain hunt.

In practice this means that the working bells plain hunt, dodging up and down at the back, except with the treble. If a bell is turned by the treble at the front that bell makes 4ths then goes down to lead and then up to 4th and down to turn the treble.

This method is Double Court above the treble and Plain Hunt below the treble.

Cycle of work

You can learn Single Court by learning the lead end order and the cycle of work:



Ringings by the treble

Ringings by the cycle of work is a lot of learning for a variation on Plain Bob. Some ringers ring Single Court mainly by "where you pass the treble". The rules for what to do when you pass the treble are exactly the same as for Single Oxford except you plain hunt at the lead end rather than dodging.

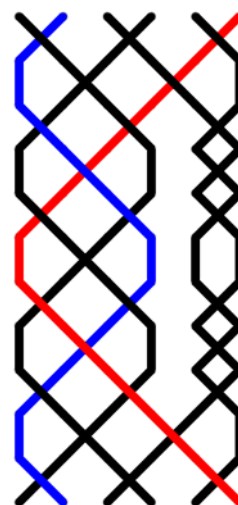
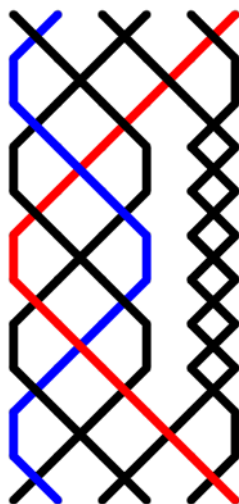
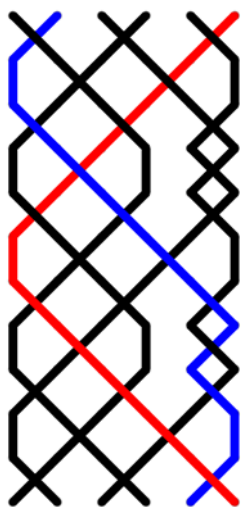
Continues overleaf...

Plain Lead

Bob

Single

What to do at a bob



Instead of ...	You will ...	Work next time ...
Dodging 3-4 up:	Make the bob – becoming 4 th place bell.	Return to lead, single-dodge 5-6 up.
Dodging 5-6 down:	Triple dodge in 5-6 down - becoming 6 th place bell.	Hunt down to lead.
Dodging 5-6 up:	Triple dodge in 5-6 up - becoming 5 th place bell.	Lie and hunt down to lead.

Note that 2nd and 3rd place bells are unaffected. The work done at the bob is exactly the same as Single Oxford.

What to do at a single

Instead of ...	You will ...	Work next time ...
Dodging 3-4 up :	Make the bob – becoming 4 th place bell.	Return to lead, single-dodge 5-6 up.
Dodging 5-6 down:	Make 5 th (two blows over the same bell) then dodge in 5-6 down - becoming 5 th place bell.	Lie and hunt down to lead.
Dodging 5-6 up:	Lie and dodge 5-6 down – becoming 6 th place bell. Unaffected	Unaffected.

Note that 2nd and 3rd place bells are unaffected.

Lesley Belcher

What to do at a single

Instead of ...	You will ...	Work next time ...
Making seconds:	Make seconds - you are unaffected.	Carry on with the front work.
Dodging 3-4 down (end of places down):	Make thirds ("Make the single") - becoming 3 rd place bell.	Places up (no dodge)
Starting places up	Make the bob (fourths place) ! - becoming 4 th place bell.	Start the front work all over again.

Again, the bells in 5-6 are not affected.

You will see that the bell making the single has the tricky work. After making the thirds and fourths places of its places down it makes thirds place (for the single) then fourths place, thirds place and dodge to finish places up. There is no dodging in 3-4 at the single. Count your places "Thirds, fourths, thirds, fourths, thirds, dodge 3-4 and up to back work".

Also remember at the single to strike twice over the same bell.

Lesley Belcher

Single Oxford

Structure

Single Oxford is based on Plain Bob Minimus with the remaining two bells triple-dodging in 5-6.

You always plain hunt below the treble.

Cycle of work

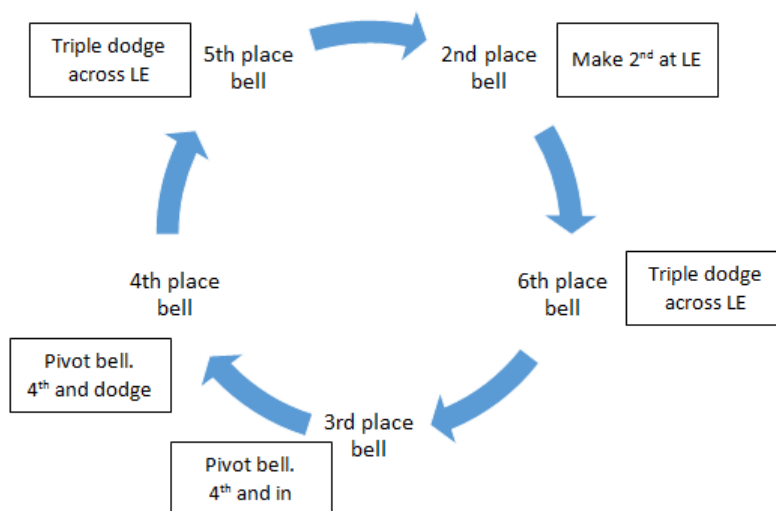
You can learn Single Oxford by learning the lead end order and the cycle of work:

Ringling by the treble

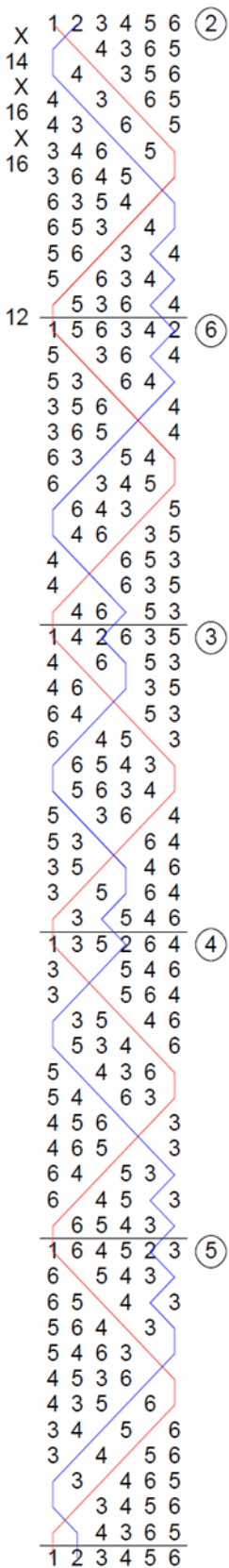
Ringling by the cycle of work is a lot of learning for a variation on Plain Bob. Some ringers ring Single Oxford mainly by "where you pass the treble":

- Treble takes you from lead - make seconds place & lead again.
- Pass the treble in 3-4 up - make fourths place immediately, dodge 3-4 down. (Your blow over the treble is the first blow in fourths place!)
- Pass the treble in 2-3 up - dodge 3-4 up, make fourths place and hunt down.
- If you reach fourths place without passing the treble you will be triple-dodging in 5-6. The bell that takes the treble off the back lies before dodging:
 - Pass the treble in 4-5 up - triple dodge 5-6 up.
 - Turn treble from behind - triple-dodge 5-6 down.

Remembering to make the fourths places before or after the 3-4 dodging are the main pitfalls when first learning Single Oxford, so be prepared!



Continues overleaf...



What to do at a bob

Instead of ...	You will ...	Work next time ...
Making seconds place:	Run out - becoming 3 rd place bell.	Immediately make fourths and return to lead.
Dodging 3-4 down:	Run in - becoming 2 nd place bell. (Note, this is immediately after you have made fourths!)	Triple-dodge 5-6 down.
Dodging 3-4 up:	Make the bob – becoming 4 th place bell.	Return to lead, triple-dodge 5-6 up.

If you are triple-dodging in 5-6 you are unaffected.

What to do at a single

Instead of ...	You will ...	Work next time ...
Making seconds place:	Make seconds – you are unaffected	Unaffected.
Dodging 3-4 down:	After making fourths, make thirds, becoming 3 rd place bell.	Make fourths and return to lead.
Dodging 3-4 up:	Make fourths– same as for a bob.	Return to lead, triple-dodge 5-6 up.

Again, the bells in 5-6 are not affected. Remember that making the single is, effectively, "Fourths place - thirds place – fourths place".

Lesley Belcher

David Phillipson - 50 Years of Peal Ringing!

Planning started a year ago for this particular peal, but we should have taken more notice of the saying about the best laid plans of mice and men. There were various withdrawals due to ill health including that of David Phillipson himself who has had to quit ringing due to back problems, however we got the peal back together and even talked about a practice, but it was the holidays so that stayed as pub talk. Undaunted we started off to Lincoln on the day of the peal only to find that two of the band members were stuck in Strasburg having had flights cancelled at the end of a holiday on the Friday night. Back up plans for a peal of Royal were drawn up but later discarded following an early morning flight and dash from Heathrow straight to Lincoln. It felt like a major achievement just to get there and ring, but ring we did with David listening outside.



The peal was followed by a meal and drinks hosted by David and his family in a local pub. It was a fun affair; a fitting end to David's peal ringing career with started just over 50 years earlier on 12th September 1966 with a peal of Grandsire Triples rung at St Giles, Lincoln. Chris Sharp has the distinction of ringing in both peals. In all David has rung 276 peals including 4 on handbells. Thank you, David, for organising the peal and well done on (nearly) making 50 years!

Oxford Diocesan Guild
Lincoln, Lincolnshire
Cathedral Church of the Blessed Virgin Mary
Saturday, 17 September 2016 in 3h 27mins (23-3-13)
5042 Yorkshire Surprise Maximus
Composed by Murray A Coleman

- 1 Lesley J Belcher
- 2 Ruth Stokes
- 3 Julie A Haseldine
- 4 Anthony H Smith
- 5 Christopher J Sharp
- 6 Benjamin F Ricketts
- 7 Simon L Edwards
- 8 Christopher C Stokes
- 9 Michael J Dew
- 10 Richard A Horne
- 11 Stephen H Stanford
- 12 Andrew Haseldine C

Arranged by David Phillipson to celebrate the 50th anniversary of his first peal on 12th September 1966 at St Giles, Lincoln. The 5th ringer was also in this peal. Unfortunately, David could not take part in this peal.

Lesley Belcher

Branch Peals

<http://www.northbucksbranch.org.uk/the-branch/peals-quarter-peals/>

Oxford Diocesan Guild
Wicken, Northamptonshire
St John the Evangelist (15-1-20 in F)
Saturday, 4 June 2016 in 2hr 57 mins
5040 Grandsire Triples
Composed by J J Parker (12 part)

- 1 Lesley J Belcher
- 2 Julie A Haseldine
- 3 Ruth Stokes
- 4 Gary Reading
- 5 B Douglas Hird
- 6 Christopher C Stokes
- 7 Andrew Haseldine C
- 8 Alan J Marchbank

First peal: 4

Oxford Diocesan Guild
Stony Stratford, Buckinghamshire
St Mary and St Giles (12-1-16)
Sunday 6 November 2016 in 2h49ins
5184 Stratford Surprise Major
H Poyner

- 1 B Douglas Hird
- 2 Julie A Haseldine
- 3 Andrew Haseldine
- 4 Ruth Stokes
- 5 Christopher C Stokes
- 6 A John Stanworth
- 7 James A Haseldine C
- 8 Richard A Horne

Rung in affectionate memory of Margaret Hooton, wife of Malcolm Hooton, tower captain at Stony Stratford, and Godmother to the conductor, who died 2nd October 2016.

Also, in thanksgiving for the life of Audrey Lambert, local ringer, who died earlier this year.

Doug Hird

Branch Quarter Peals

<http://www.northbucksbranch.org.uk/the-branch/peals-quarter-peals/>

12th July 2016

St. Johns, Wicken, Northampton

1280 8-splice major

Rutland, Lincolnshire, Bristol, Superlative, Cambridge, Pudsey, Yorkshire, London.

1. Ray Vickers
2. Julie Haseldine
3. Ruth Stokes
4. Nick Gray
5. Andrew Spencer
6. John Stanworth
7. Andrew Haseldine C
8. Simon Read

1st in 8 splice - 4

Nick Gray

23rd August 2016

St. Johns, Wicken, Northamptonshire

1280 8-splice major

Rutland, Lincolnshire, Bristol, Superlative, Cambridge, Pudsey, Yorkshire, London

1. Nick Gray
2. Raymond Watkins
3. Julie Haseldine
4. Christopher Stokes
5. Ruth Stokes
6. Andrew Spencer
7. Andrew Haseldine C
8. Richard Haseldine

Rung in anticipation of a significant birthday for ringer of the second

Nick Gray

6th October 2016

St. James the Great, Hanslope

600 Plain Bob doubles, 660 Grandshire doubles

1. Tracey Fields
2. Brian Berry
3. Tony Gray
4. Nick Gray
5. Mick Nimmo C
6. Andrew Spencer

Wendy Price

26th September 2016

St. Andrews, Yardley Hastings

1276 Cambridge Surprise Minor - 46 minutes

1. Harry Curtis
2. Roy Keeves
3. Nick Gray
4. Mick Nimmo
5. Harvey Welch
6. Tony Gray C

Rung to celebrate the 80th birthday of Mrs Audrey Jones

Wendy Price

26th October 2016

St. James, Great Horwood

1296 Cambridge Surprise Minor - 46 minutes

1. David Moore
2. Harry Curtis
3. Mick Nimmo
4. Nick Gray
5. Tony Gray C
6. Roy Keeves

Wendy Price

Continued overleaf ...

Newport Pagnell, Bucks
Sunday 6 November 2016
1260 Plain Bob Doubles

- 1 Charles J Knight
- 2 Mark Vale
- 3 Graham Bartholomew
- 4 Liz Wagstaff
- 5 B Douglas Hird C
- 6 Keith Wagstaff

21st birthday compliment to Kate Hollins.

Sherington, Bucks
Thursday 10 November 2016
1260 Plain Bob Doubles

- 1 Nat Masters
- 2 Liz Wagstaff
- 3 Mark Vale
- 4 Keith Wagstaff
- 5 B Douglas Hird C

Rung in celebration for the life of Joy Osgood who died unexpectedly last month.

Olney, Bucks
Friday 11 November 2016
1260 Plain Bob Doubles

- 1 Liz Sheaf
- 2 Adam Hird
- 3 Charles J Knight
- 4 Roger Gay
- 5 B Douglas Hird C
- 6 Judy Gay

1st inside - 2. First quarter in North Bucks using Abel and simulator technology.

Doug Hird

Oxford Diocesan Guild
All Saints, Loughton
Thursday 15th September 2016
1260 All Saints Place doubles - 43 minutes

1. Terry Page
2. Anne McIntyre
3. Becky Fawcett
4. Gary Reading
5. Simon J O Head C
6. Graham Bartholomew

To commemorate the death 100 years ago to the day, of Rifleman Mark Willett of the London Regiment (1st Surrey Rifles), the third Loughton man to die in the Great War - he was killed in action at Flers-Courcelette aged 19.

Anne McIntyre

Remembered - Mark Willett 1896 to 1916

Mark Willett was born in Loughton in 1896, the sixth child of Charles and Elizabeth (nee Smith) Willett. He had 6 siblings – Bertie, Henry, Frederick, Florence, Anne and Arthur.

The Willett family were farm labourers around Loughton, later working in various roles in Wolverton locomotive and carriage works - Mark's father was a smith striker in Wolverton works.

The family lived on Rectory Lane, Loughton later moving to Pitcher Lane.

Mark enlisted at Oxford in the Ox and Bucks Light Infantry, later transferring to the London Regiment (1st Surrey Rifles)

In 1916 they fought during the German attack at Vimy Ridge, and were in action in The Somme in The Battle of Flers-Courcelette during which the Battalion were almost wiped out, and only about 60 men survived. Sadly, Mark was not one of them.

Mark Willett was 19 when he was Killed in Action on 15th Sept 1916. He is commemorated on the Thiepval Memorial and also on the Loughton and Shenley war memorials. He was awarded, posthumously, the Victory Medal, and the British War Medal.

Anne McIntyre